


Lesson Plans for Bloom Boom!



Written and Illustrated by April Pulley Sayre

“When spring arrives, flowers of all kinds sprout and grow buds and bloom. Sometimes, they bloom a few at a time. But other times, many will bloom at once in a colorful flower boom! This photographic exploration of flowers goes from the desert to the woodlands and beyond, celebrating their beautiful variety and the science behind these colorful displays.” – [Simon and Schuster](#)

Sensory

Dirt Sensory Bin:

Let’s get dirty! Children love to make a mess and they aren’t always allowed to. Create a “dirty” sensory experience for them to explore. Grab a container and go for a walk outside. Add dirt, sticks, leaves, rocks, grass, flowers, etc. If you have toy insects and/or magnifying glasses, add them in too!



Art

Flowers As Inspiration:

Artists have been inspired by flowers for decades! Many of the most recognized artists have painted flowers at some point in their lives (Van Gogh has multiple famous flower paintings, Sunflowers and Irises, just to name a couple).

Lay out different art materials for your students as well as some inspirational images (see below). Have your students create their own flower fields!

Pro tip: Grocery stores will sometimes give away flowers they can no longer sell. If you can snag some, real flowers are a great way to spark young artists' creativity.

Literacy

Vocabulary

Bloom Boom! has some excellent vocabulary words to explore with children. Print off the cards below and add them to your writing/science centers. Or print them twice and make a quick memory game!

BookFlix

[BookFlix](#) is a “streaming library service – just for kids – that pairs vivid animated stories with interactive read-along versions of popular nonfiction books.” This site only requires your library card in order to get access to some truly great resources. Be sure to share it with parents too! *Bloom Boom!* unfortunately isn't on BookFlix but there is a section on flowers as well as other interesting outdoor topics.

S.T.E.M.

Build a Garden:

Did you know that the Nashville Public Library has a seed exchange program?!? Visit the [Seed Exchange Page](#) to find out more, including the calendar of gardening related events hosted at different branches around town.

According to the [National Wildlife Federation](#): “Involving children in gardening at a young age develops more than just a green thumb, it helps young children boost their ecological literacy, expands their understanding of where food comes from, and supports social and emotional health, while promoting a sense of community as children take part in planting, caring, harvesting, and helping prepare their own tasty eating experiences.”



Social Emotional

Beauty Many Ways:

There are millions of different kinds of flowers, just like there are millions of different kinds of children! Using some of the flower photos below, talk with your students about ways our differences make us unique as well as beautiful. What's something that makes this flower special? What's something that makes you special? If you were one of these flowers, which one would you be? Why?

Blocks

Paper Blocks:

Homemade blocks are an easy way to extend learning without being labor intensive. Print the template below and cut/fold/glue to create a "build your own flower" block set!

Drama

Showcase the Arts:

Turn Dramatic Play into a flower shop and/or art gallery! Offer children tissue paper, coffee filters, pipe cleaners, and art supplies and help them make their own flowers. Set them in cups and vases in dramatic play. Add some pads of paper, writing utensils and/or the order forms below. If you have a cash register, it's a fun addition but not necessary!

Art Gallery:

Remember all that beautiful flower art they made earlier? Use construction paper to "frame" it and make an art gallery on the walls!



Music

Mary, Mary, Quite Contrary:

This nursery rhyme has been around since at least the 18th century! There have been a few versions throughout the years, but the most common one is this:

*Mary, Mary, quite contrary,
How does your garden grow?
With silver bells, and cockle shells,
And pretty maids all in a row*

Here's a sung version with a simple guitar backup: [Mary, Mary, Quite Contrary - Lisa Loeb](#)



Comments or questions? Contact BRINGING BOOKS TO LIFE at
bringingbookstolife@nashville.gov


NPL's Early Literacy Initiatives are brought to you by




For the complete list of supporters, please visit nplf.org/begin-bright

2025 NASHVILLE PUBLIC LIBRARY






Flowers



Seed



Sprout



Leaves



Bulbs



Petals




Butterflies



Birds



Bird of Paradise




Lilies




Daffodils



Pansies



Cut —————
Fold - - - - -



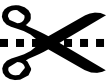




FLOWER SHOP
ORDER FORM

DATE:

NAME:

CASH

CARD



FLOWER SHOP
ORDER FORM

DATE:

NAME:

CASH

CARD

